

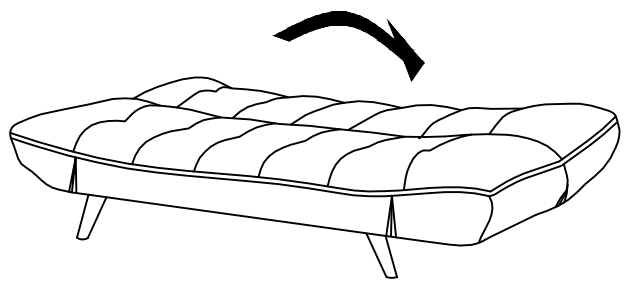
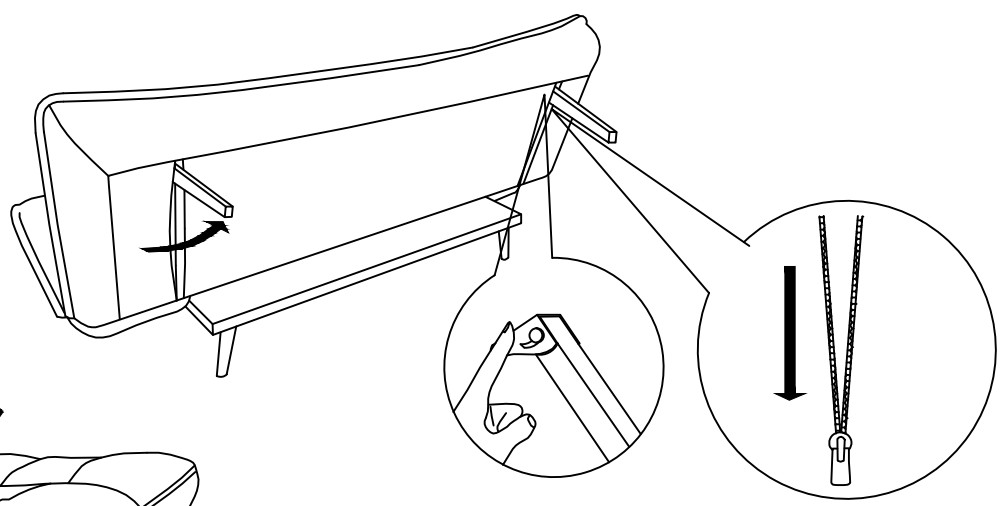
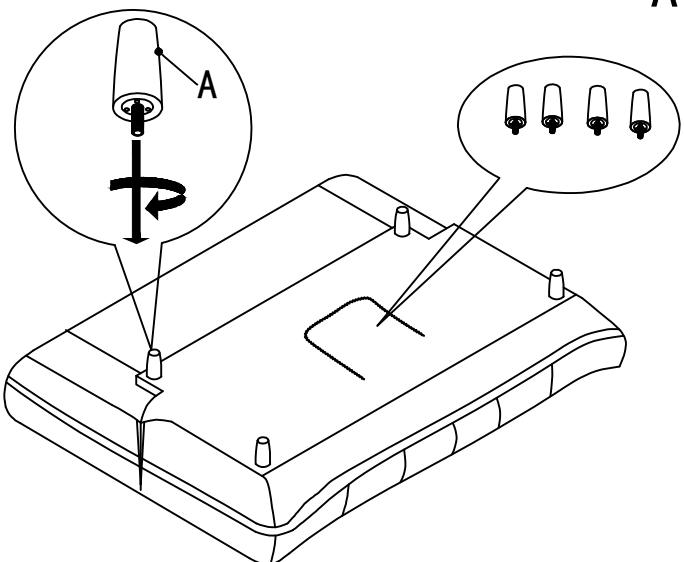


Assembly Instruction for REMI



- All Limelight beds are produced to the highest standards and are packed to avoid damage in transit, should you find that your new bed does not meet with your satisfaction please contact Limelight customer care on 01455 850150.
- **PLEASE NOTE: GOODS THAT NEED TO BE RETURNED SHOULD BE SENT BACK IN ORIGINAL PACKAGING.**

PROBLEMS?

**SHOULD YOU ENCOUNTER ANY DIFFICULTY WITH THE
ASSEMBLY OF YOUR BED,
PLEASE DO NOT TROUBLE YOUR RETAILER BUT
CALL or E-MAIL our
CUSTOMER SERVICES DEPARTMENT
BETWEEN THE HOURS OF
9.00am to 5.00pm MONDAY to THURSDAY**

9.00am to 4.00pm FRIDAY

Tel:-01455 850150

E-mail: - info@limelightbeds.co.uk

Limelight Beds Ltd

Orbital House

Arthur Street

Barwell

Leicestershire

LE9 8GZ

**Please have the following information ready for our staff:
Product name, part number & batch code**

See our range on Web Site: - www.limelightbeds.co.uk